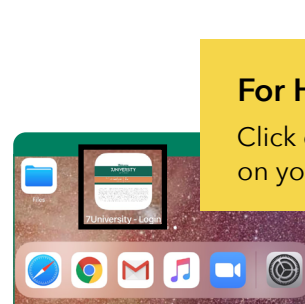
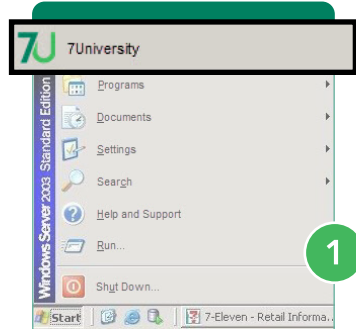


7U | LOGGING IN

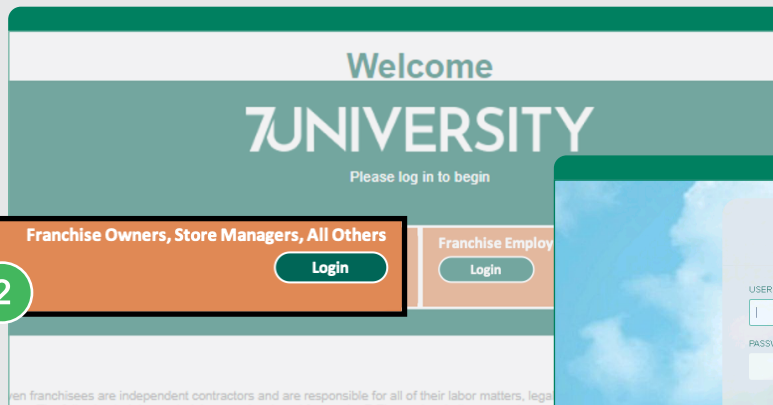
FOR FRANCHISE OWNER
AND CORPORATE STORE MANAGER

Launch **7University** from the ISP Start Menu.



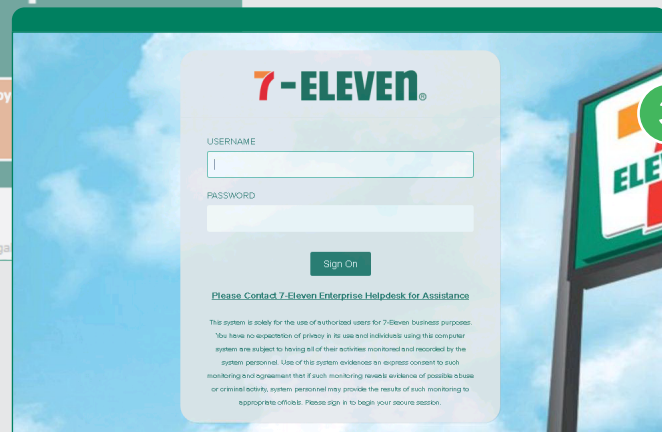
For Horizon Users:

Click on the 7University icon on your store's iPad



Type your **User Name** and Password then click **Sign On**.

The first time you log into 7University from the ISP or other device, you will be prompted select a device to receive a passcode when the sign on button is clicked.



Use **left** side login.

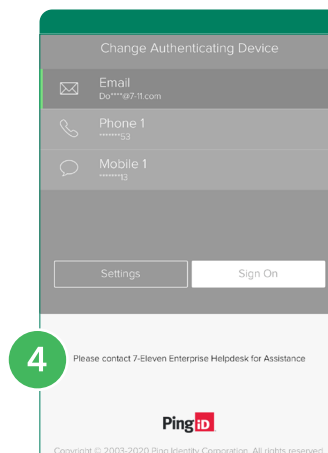
Only Corporate Store Managers and Franchise Owners.

Select the preferred authentication method (choose Phone 1 or Mobile 1) then click **Sign On**.

*The **green line** on the left side indicates the method that will be used.*

Click on the name of the authenticating device to change the preferred method.

- Phone 1 – calls the phone number and tells you the pass code.
- Mobile 1 (if shown) – sends a text to the mobile number.
- Email – sends the pass code in an email.



Enter the passcode sent to your device and click **Sign On**.

