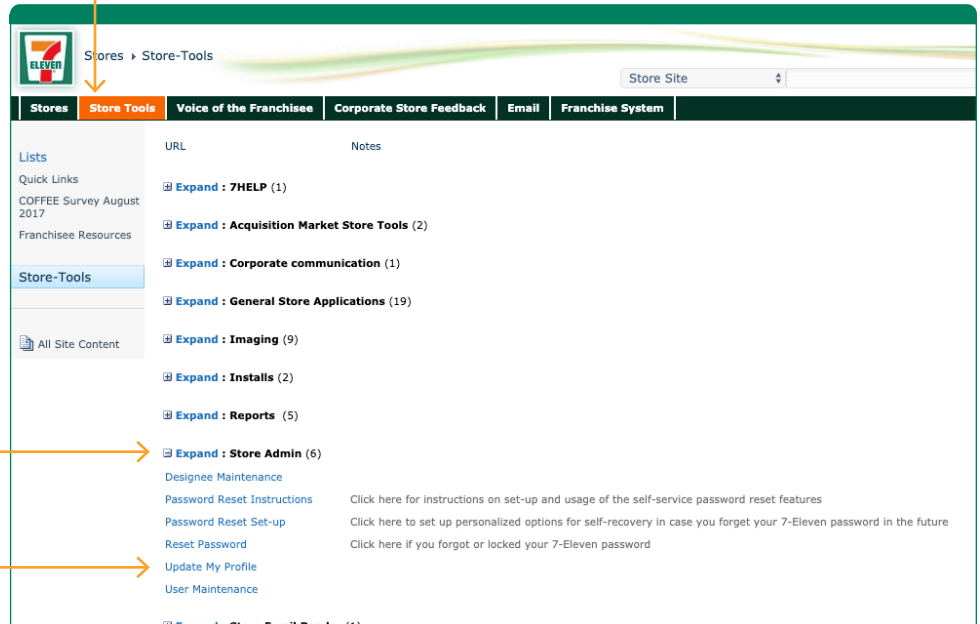




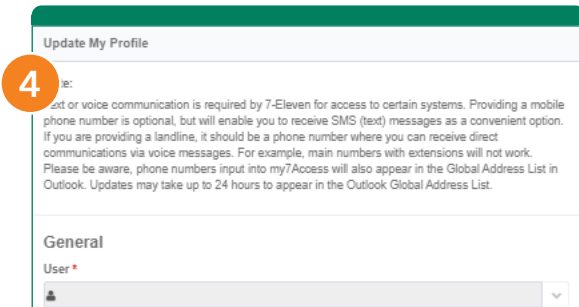
ADDING A MOBILE PHONE NUMBER TO A USER PROFILE

1 From 7Hub, select **Store Tools**

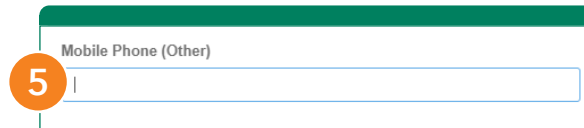


2 Click + **Expand: Store Admin**

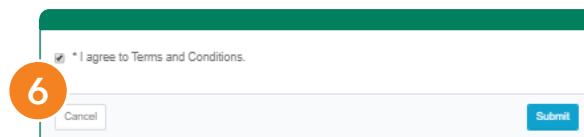
3 Click **Update My Profile**



Your profile information can be updated here.
* Items with a white background can be changed.



Scroll down to Mobile Phone.
Enter your number.



Scroll to the bottom of the page and
select "I agree".
Then click **Submit** to save your changes.

Note: It could take up 24 hours for the update to be processed.